

MDL-III-660D/1~1000mW



**RED DIODE LASER
AT 660nm**

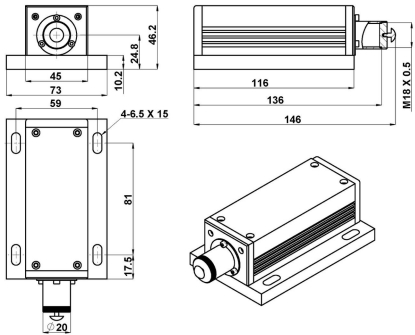
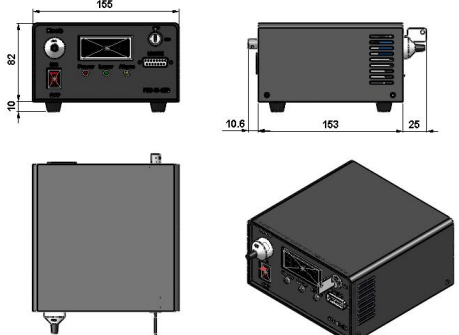
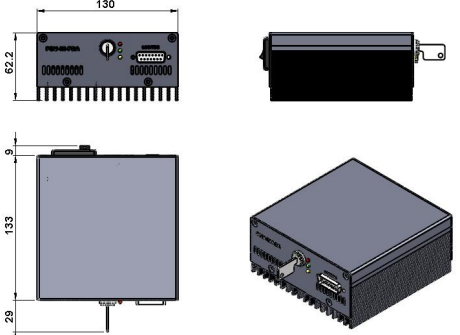
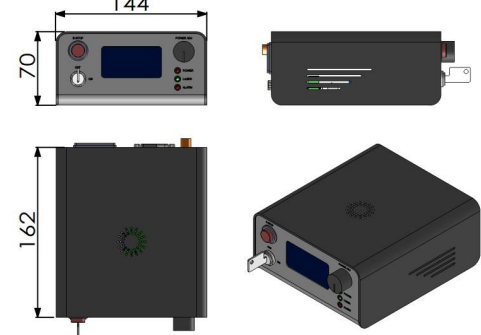
It features ultra compact design, long lifetime, cost-effectiveness and easy operation. They are widely used in measurement, spectrum analysis, laser lighting show, etc.



SPECIFICATIONS

| | | |
|-------------------------------------|--|--|
| Central wavelength (nm) | 660±5 | |
| Operating mode | CW | |
| Output power (mW) | >1, 100, 200, ... , 1000 | |
| Power stability (rms, over 4 hours) | <1%, <2%, <3% (<0.5%, optional) | |
| Transverse mode | Multimode | |
| Beam diameter at the aperture (mm) | ~5×8 | |
| Beam divergence, full angle (mrad) | <3.0 | |
| Warm-up time (minutes) | <5 | |
| Beam height from base plate (mm) | 24.8 | |
| Operating temperature (°C) | 10~35 | |
| Power supply | 85-264VAC | PSU-III-LED/ PSU-III-FDA (Frequency for 1Hz-30kHz) |
| | 100-240VAC | PSU-A-D (Frequency for 30kHz -100kHz) |
| TTL / Analog modulation | TTL or Analog with 1Hz-1kHz 1kHz-10kHz, 10kHz-30kHz, 30kHz-100kHz optional | |
| Expected lifetime (hours) | 10000 | |
| Warranty | 1 year | |



| MDL-III-660D | PSU-III-LED | PSU-III-FDA | PSU-A-D |
|--|--|--|--|
|  <p>146 (L) × 73(W) × 46.2 (H) mm³, 0.7kg</p> |  <p>188.6 (L) × 155(W) × 92 (H) mm³, 1.5kg</p> |  <p>171(L) × 130(W) × 62.2 (H) mm³, 1.2kg</p> |  <p>162(L) × 144(W) × 70 (H) mm³, 1.0kg</p> |